



## Projector Range Guide August 2013



# ENTRY



Epson EB-W18

Ready for action in the office, at home or on the go, Epson's range of business projectors offer vibrant, true-to-life colour for stunning presentations and exciting entertainment. Get setup instantly with 3 in 1 USB Plug 'n Play and innovative image alignment features. With HDMI and Wireless connectivity, you'll be ready for any situation.

MODEL:	EB-S18*	EB-W18	EB-X15	EB-X24
Resolution	SVGA	WXGA	XGA	XGA
Lumens Light Output (Colour/Light)	3,000/3,000	3,000/3,000	3,000/3,000	3,500/3,500
USB Plug 'n Play	✓	✓	✓	✓
PC Free Presentation	✓	✓	✓	✓
Keystone Correction	Vertical: $\pm 30^\circ$ Horizontal: $\pm 30^\circ$	Vertical: $\pm 30^\circ$ Horizontal: $\pm 30^\circ$	Vertical: $\pm 30^\circ$ Horizontal: $\pm 30^\circ$	Vertical: $\pm 30^\circ$ Horizontal: $\pm 30^\circ$
RS232 Control	-	-	✓	-
Audio Out	-	-	✓	-
Wireless	Optional	Optional	-	Optional
HDMI Connectivity	✓	✓	✓	✓
iProjection	Optional	Optional	-	Optional
Weight	2.4 kg	2.4 kg	2.3 kg	2.4 kg
Replacement Lamp RRP (\$AU/\$NZ)	\$99 / \$159	\$99 / \$159	\$149 / \$229	\$99 / \$159

## iProjection

Display content from your iOS or Android device with the Epson iProjection app. This application allows road warriors to travel light and present from their mobile devices. For teachers, walking around the class and sharing content larger than life is a snap. The Epson iProjection app will enable you to have the wireless freedom you've come to expect from your mobile device. The app is easy to use and navigate with intuitive menu options that help bring your mobile content to the big screen.



**1** Connect your device to the network your projector is on



**2** Launch the Epson iProjection App and select the connected projector you wish to use



**3** Select the file you wish to project (document, photo, etc.) and you're ready to go

# PORTABLE



Epson EB-1751

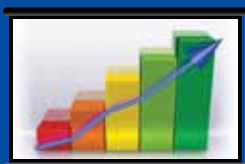
Epson's range of Ultra-Bright, Ultra-Light weight projectors are the perfect companion for business people on the go. Weighing in at only 1.7kg, and boasting a broad range of user friendly functionality including automatic setup with V + H keystone correction, it is small enough to fit in one bag along with your notebook PC.

MODEL:	EB-1751	EB-1761W	EB-1771W*	EB-1776W
Resolution	XGA	WXGA	WXGA	WXGA
Lumens Light Output (Colour/Light)	2,600/2,600	2,600/2,600	3,000/3,000	3,000/3,000
USB Plug 'n Play	✓	✓	✓	✓
PC Free Presentation	✓	✓	✓	✓
Keystone Correction	Vertical: ±45° Horizontal: ±30°	Vertical: ±45° Horizontal: ±30°	Vertical: ±45° Horizontal: ±30°	Vertical: ±45° Horizontal: ±30°
Auto Screen Fit and Focus	-	-	-	✓
Wireless	-	✓	Optional	✓
Network	-	Monitor/Control/ Presentation (via wireless)	Monitor/Control/ Presentation (via wireless)	Monitor/Control/ Presentation (via wireless)
HDMI Connectivity	✓	✓	✓	✓
Weight	1.7 kg	1.7 kg	1.7 kg	1.7 kg
iProjection	-	✓	Optional	✓
Warranty **	3 yrs	3 yrs	3 yrs	3 yrs
Replacement Lamp RRP (\$AU/\$NZ)	\$119 / \$179	\$119 / \$179	\$119 / \$179	\$119 / \$179

## iProjection

### Display Documents

Wirelessly project documents including Word, Powerpoint, Excel, Keynote, PDF (Android only supports PDFs)



### Display Photos

Project photos from your photo library wirelessly.



### Display Web Pages

iProjection enables web browsing within the app, using a full-featured web-browser. Project web pages while enjoying high quality images on the big screen. The web browser has standard controls and options (bookmarks, history and more).



### Add Annotation

Bring emphasis or clarity to any projected image, document or web page. The built-in annotation button enables the presenter to use a pen, highlighter or eraser, with colour and opacity options, to highlight and write notes over the projected image.



# MID RANGE



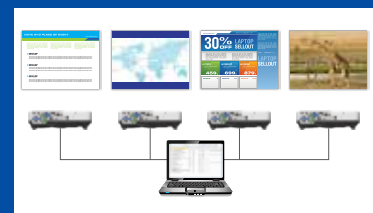
Epson EB-1965

Powerful and easy to use, this range of projectors offers low cost of ownership, and ease of maintenance. Beautiful crisp, clear images make Epson's Mid Range projectors the ideal choice for use in a wide variety of Corporate and Education environments.

MODEL:	EB-905/EB-925	EB-915W	EB-935W	EB-1880
Resolution	XGA	WXGA	WXGA	XGA
Lumens Light Output (Colour/Light)	3,000/3,000 (905) 3,500/3,500 (925)	3,200/3,200	3,700/3,700	4,000/4,000
USB Plug 'n Play	✓	✓	✓	✓
PC Free Presentation	✓	✓	✓	✓
Keystone Correction	Vertical: ±30° Horizontal: ±30°	Vertical: ±30° Horizontal: ±30°	Vertical +/- 30° Horizontal +/- 30°	Vertical: ±30° Horizontal: ±30°
Zoom	1.6x Optical	1.6x Optical	1.6x Optical	1.6x Optical
Speaker	16W	16W	16W	10W
Wireless	Optional	Optional	Optional	-
Network	Monitor/Control/ Presentation	Monitor/Control/ Presentation	Monitor/Control/ Presentation	Monitor/Control/ Presentation
HDMI Connectivity	✓	✓	✓	✓
iProjection	Optional	Optional	Optional	-

## Network Connectivity

Project presentations over the network, transmitting both audio and video with a single connection. You can also connect wirelessly, via a network access point, to promote collaborative sharing and an engaging work environment. Easily monitor/control networked Epson projectors remotely, using the RJ-45 connector and EasyMP® Monitor software. You will save time and maintenance costs by powering projectors on and off without having to go to each individual room and by setting schedules for automatic events. You can also receive email alerts when attention is required.



MODEL:	EB-1940W	EB-1945W	EB-1950	EB-1965
Resolution	WXGA	WXGA	XGA	XGA
Lumens Light Output (Colour/Light)	4,200/4,200	4,200/4,200	4,500/4,500	5,000/5,000
USB Plug 'n Play	✓	✓	✓	✓
PC Free Presentation	✓	✓	✓	✓
Keystone Correction	Vertical: ±30° Horizontal: ±30°	Vertical: ±30° Horizontal: ±30°	Vertical: ±30° Horizontal: ±30°	Vertical: ±30° Horizontal: ±30°
Screen Fit and Focus Help	-	✓	-	✓
Zoom	1.6x Optical	1.6x Optical	1.6x Optical	1.6x Optical
Speaker	10W	10W	10W	10W
Wireless	-	✓	-	✓
Network	Monitor/Control/Presentation	Monitor/Control/Presentation	Monitor/Control/Presentation	Monitor/Control/Presentation
HDMI Connectivity	✓	✓	✓	✓
iProjection	-	✓	-	✓

# SHORT THROW AND ULTRA SHORT THROW



Epson EB-435W

With an Epson Short Throw or Ultra Short Throw projector, presenters are able to deliver rich multimedia content without the distraction of glare in their eyes, or shadows on the board disrupting the vision of their audience. Make the most of your available space with Epson's range of innovative projectors.

MODEL:	EB-420	EB-425W	EB-435W
Resolution	XGA	WXGA	WXGA
Lumens Light Output (Colour/Light)	2,500/2,500	2,500/2,500	3,000/3,000
Projection Type	Short Throw	Short Throw	Short Throw
Throw Distance for 78" Image	87cm	92cm	92cm
Integrated Mount Included	-	-	-
USB Plug 'n Play	✓	✓	✓
Keystone Correction	Vertical: ±15° Horizontal: ±15°	Vertical: ±15° Horizontal: ±15°	Vertical: ±15° Horizontal: ±15°
Zoom	1.35x Digital	1.35x Digital	1.35x Digital
Speaker	16W	16W	16W
Wireless	Optional	Optional	Optional
Network	Monitor/Control/ Presentation	Monitor/Control/ Presentation	Monitor/Control/ Presentation
HDMI Connectivity	✓	✓	✓
Interactive	Optional	Optional	Optional
iProjection	Optional	Optional	Optional
Replacement Lamp RRP (\$AU/\$NZ)	\$179 / \$269	\$179 / \$269	\$179 / \$269

MODEL:	EB-470	EB-475W/e*	EB-480/e	EB-485W/e*
Resolution	XGA	WXGA	XGA	WXGA
Lumens Light Output (Colour/Light)	2,600/2,600	2,600/2,600	3,000/3,000	3,100/3,100
Projection Type	Ultra Short Throw	Ultra Short Throw	Ultra Short Throw	Ultra Short Throw
Throw Distance for 78" Image	20.9cm	23.8cm	20.9cm	23.8cm
Integrated Mount Included	✓	✓	✓	✓
USB Plug 'n Play	✓	✓	✓	✓
Keystone Correction	Vertical: ±5° Horizontal: ±5°	Vertical: ±5° Horizontal: ±5°	Vertical: ±5° Horizontal: ±5°	Vertical: ±5° Horizontal: ±5°
Zoom	1.35x Digital	1.35x Digital	1.35x Digital	1.35x Digital
Speaker	16W	16W	16W	16W
Wireless	Optional	Optional	Optional	Optional
Network	Monitor/Control/ Presentation	Monitor/Control/ Presentation	Monitor/Control/ Presentation	Monitor/Control/ Presentation
HDMI Connectivity	✓	✓	✓	✓
Available in Education Model	-	✓	✓	✓
iProjection	Optional	Optional	Optional	Optional
Replacement Lamp RRP (\$AU/\$NZ)	\$79 / \$129	\$79 / \$129	\$79 / \$129	\$79 / \$129

\*EB-475We AND EB-485We NOT AVAILABLE IN NEW ZEALAND

# EDUCATION INTERACTIVE



Epson EB-475Wi

As the best-selling projector manufacturer in the world, Epson has a solution for every education scenario. Built with image quality and reliability in mind, Epson's interactive projectors enhance communication, inspire collaboration and offer a low total cost of ownership.

MODEL:	EB-475Wi	EB-475Wie	EB-485Wi
Resolution	WXGA	WXGA	WXGA
Lumens Light Output (Colour/Light)	2,600/2,600	2,600/2,600	3,100/3,100
Projection Type	Ultra Short Throw	Ultra Short Throw	Ultra Short Throw
Throw Distance for 78" Image	23.8cm	23.8cm	23.8cm
Integrated Mount Included	✓	✓	✓
PC Free Annotation	✓	✓	✓
Simultaneous Multi User	✓	✓	✓
PC Free Presentation	✓	✓	✓
Keystone Correction	Vertical: ±5° Horizontal: ±5°	Vertical: ±5° Horizontal: ±5°	Vertical: ±5° Horizontal: ±5°
Zoom	1.35x Digital	1.35x Digital	1.35x Digital
Speaker	16W	16W	16W
Wireless	Optional	Optional	Optional
Network	Monitor/Control/Presentation	Monitor/Control/Presentation	Monitor/Control/Presentation
HDMI Connectivity	✓	✓	✓
iProjection	Optional	Optional	Optional
Warranty**	3yrs	5yrs	3yrs
Replacement Lamp RRP (\$AU/\$NZ)	\$79 / \$129	\$79 / \$129	\$79 / \$129

## Education Models

The Epson range of Ultra Short Throw projectors are available in an Education specific configuration; denoted by an "e" on the end of the name. Visit [www.epson.com.au](http://www.epson.com.au) or [www.epson.co.nz](http://www.epson.co.nz) for more information.



## Start Lessons Instantly with Instant Annotation

Why wait for a PC to start up before you start your lesson? The EB-475Wi and EB-485Wi both share a unique feature whereby you simply turn on the projector, grab your interactive pen, and start writing!



## Twice the Engagement

With not one, but two interactive pens included your journey to class engagement is only as far away as your imagination. Both interactive pens function independently of each other, and simultaneously!



\*\*EXCLUDING LAMPS

# BUSINESS INTERACTIVE

## MeetingMate

collaborate. create. share.



Epson EB-1410Wi

MeetingMate interactive projectors provide the complete solution for any meeting room. A perfect alternative to copyboards and other presentation equipment, it combines multiple devices into one simple device that enhances collaboration through interactive functionality, idea creation and content sharing – all without a PC!

MODEL:	EB-1400Wi	EB-1410Wi
Resolution	WXGA	WXGA
Lumens Light Output (Colour/Light)	2,600/2,600	3,100/3,100
Projection Type	Ultra Short Throw	Ultra Short Throw
Throw Distance for 80" Image	47cm	47cm
PC Free Whiteboard function	✓	✓
Save, Print, Email from Whiteboard	✓	✓
Control Pad	✓	✓
Split screen	✓	✓
Simultaneous Multi-User	✓	✓
PC Free Annotation/Presentation	✓	✓
Wireless Interactive & Projection	✓	✓
Multi-location Remote Interactive	Up to 4 locations	Up to 4 locations
Keystone Correction	Vertical: -3 to +3 degrees / Horizontal: -3 to +3 degrees	Vertical: -3 to +3 degrees / Horizontal: -3 to +3 degrees
Zoom	1.35x Digital	1.35x Digital
Speaker	10W	10W
Wireless	✓	✓
Network	Monitor/Control/Presentation	Monitor/Control/Presentation
HDMI and DisplayPort Connectivity	✓	✓
iProjection	✓	✓
Warranty**	3 yrs	3 yrs
Replacement Lamp RRP (\$AU/\$NZ)	\$79 / \$129	\$79 / \$129

### PC Free Whiteboard



With the new Whiteboard function, you can start a meeting "instantly" without the need for a PC! Simply walk into the meeting room and switch to Whiteboard mode and start writing notes or annotating images. The new control pad facilitates these functions with simple and intuitive command buttons. What's more, the function buttons on the control pad are replicated on the remote control, so it's never been easier to get going.

### Save, Print, Email

At the end of your meeting, you can **SAVE**, **PRINT** or **EMAIL** your meeting notes instantly. It's that easy!  
**SAVE** your meeting notes on a USB drive or the network drive. Never lose any of your meeting notes again!  
**PRINT** your meeting notes wirelessly or to the network printer, so all team members can walk away with the action points.  
**EMAIL** the meeting notes from the Whiteboard to your email address.



### Multi-location Interactive Collaboration



With MeetingMate, you can also collaborate (project and annotate) over the same presentation content through network connected projectors from multiple locations (max of 4). This presents the ultimate interactive collaboration from remote locations, as it allows and enables individual mouse control from each location.\*

\*\*EXCLUDING LAMPS

\*MUST BE ON THE SAME NETWORK AND USE EPSON'S EASYMP NETWORK PROJECTION SOFTWARE VERSION 2.81 OR LATER

# INSTALLATION



Epson EB-G6750WU

Powerful performers that are easy to install, manage and maintain. Epson's range of installation projectors offers up to 10,000 lumens of colour/white light output for captivating presentations in virtually any venue. Featuring WUXGA resolution and innovative 3LCD technology, these projectors deliver brilliant images in lecture halls, conference centres and entertainment venues.

MODEL:	EB-4750W	EB-4950WU/EB-4955WU
Resolution	WXGA	WUXGA
Lumens Light Output (Colour/Light)	4,200/4,200	4,500/4,500
Keystone Correction	Vertical +/- 30° Horizontal +/- 30°	Vertical +/- 30° Horizontal +/- 30°
Lens Shift	Vertical: +/- 70% Horizontal: +/- 38%	Vertical: +/- 50% Horizontal: +/- 10%
Zoom	2x Optical	2x Optical
Wireless	Optional	Optional
Network	Monitor/Control/Presentation	Monitor/Control/Presentation
HDMI Connectivity	✓	✓
Frame Interpolation	-	-
Edge Blending	-	-
Crestron RoomView/AMX Device Discovery	✓	✓
HDBaseT	-	-
Passive 3D	Optional	Optional
Lens Options	-	-
iProjection	Optional	Optional

## Advanced Installation Features

### HDBaseT

Make your installations hassle-free with the cutting edge HDBaseT technology that can carry Full HD video, audio, network and control commands all on a single CAT-5/6 that is cable over up to 100m!



### 24/7 Operation

Never miss your chance to impress with Epson's continuous 24/7 operation.



MODEL:	EB-G6050W	EB-G6250W	EB-G6350
Resolution	WXGA	WXGA	XGA
Lumens Light Output (Colour/Light)	5,500/5,500	6,500/6,500	7,000/7,000
Lens Shift	Vertical: +/- 67% Horizontal: +/- 30%	Vertical: +/- 67% Horizontal: +/- 30%	Vertical: +/- 57% Horizontal: +/- 30%
Operating Hours <sup>1</sup>	24/7	24/7	24/7
Operating Angle	360°	360°	360°
Projection Multi PC	✓	✓	✓
Zoom (LS06 Lens)	1.8x Optical	1.8x Optical	1.8x Optical
Wireless	Optional	Optional	Optional
Network	Monitor/Control/Presentation	Monitor/Control/Presentation	Monitor/Control/Presentation
HDMI Connectivity	✓	✓	✓
SDI Connectivity	-	-	-
Frame Interpolation	-	-	-
Edge Blending	✓	✓	✓
Crestron RoomView/ AMX Device Discovery	✓	✓	✓
HDBaseT	-	-	-
Passive 3D	Optional	Optional	Optional
Lens Options	6	6	6
iProjection	Optional	Optional	Optional

<sup>1</sup>WARRANTED FOR 15,000 HOURS

MODEL:	EB-G6550WU	EB-6750WU	EB-G6900WU
Resolution	WUXGA	WUXGA	WUXGA
Lumens Light Output (Colour/Light)	5,200/5,200	6,000/6,000	6,000/6,000
Lens Shift	Vertical: +/- 67% Horizontal: +/-30%	Vertical: +/- 67% Horizontal: +/-30%	Vertical: +/- 67% Horizontal: +/-30%
Operating Hours <sup>1</sup>	24/7	24/7	24/7
Operating Angle	360°	360°	360°
Projection Multi PC	✓	✓	-
Zoom (LS06 Lens)	1.8x Optical	1.8x Optical	1.8x Optical
Wireless	Optional	Optional	-
Network	Monitor, Control, Presentation	Monitor, Control, Presentation	Monitor and Control
HDMI Connectivity	✓	✓	✓
SDI Connectivity	-	✓	✓
Frame Interpolation	✓	-	✓
Edge Blending	✓	✓	✓
Crestron RoomView / AMX Device Discovery	✓	✓	✓
HDBaseT	-	✓	✓
Passive 3D	Optional	Optional	Optional
Lens Options	6	6	6
iProjection	Optional	Optional	-

G SERIES LENSES		Z SERIES LENSES			
	ELPLU01	Short Throw Lens		ELPLS04	Standard Zoom Lens
	ELPLR03	Rear Projection Wide Lens		ELPLR04	Rear Projection Wide Lens
	ELPLS06	Standard Zoom Lens		ELPLW04	Wide Zoom Lens
	ELPLM04	Middle Throw Zoom Lens 1		ELPLM06	Middle Throw Lens
	ELPLM05	Middle Throw Zoom Lens 2		ELPLM07	Middle Throw Zoom Lens
	ELPLL06	Long Throw Zoom Lens		ELPLL07	Long Throw Zoom Lens

MODEL:	EB-Z8150	EB-Z8350W/ EB-Z8355W	EB-Z8450WU/ EB-Z8455WU	EB-Z10000/ EB-Z10005
Resolution	XGA	WXGA	WUXGA	XGA
Lumens Light Output (Colour/Light)	8,000/8,000	8,500/8,500	7,000/7,000	10,000/10,000
Lens Shift	Vertical: ±56° Horizontal: ±6°	Vertical: ±70° Horizontal: ±20°	Vertical: ±70° Horizontal: ±20°	Vertical: ±56° Horizontal: ±6°
Operating Hours <sup>2</sup>	24/7	24/7	24/7	24/7
Operating Angle	360°	360°	360°	360°
Projection Multi PC	✓	✓	✓	✓
Zoom (LS04 Lens)	1.6x Optical	1.6x Optical	1.6x Optical	1.6x Optical
Wireless	Optional	Optional	Optional	Optional
Network	Monitor/Control/ Presentation	Monitor/Control/ Presentation	Monitor/Control/ Presentation	Monitor/Control/ Presentation
HDMI Connectivity	2	2	2	2
SDI Connectivity	-	-	✓	-
Frame Interpolation	-	-	✓	-
Edge Blending	✓	✓	✓	✓
Crestron RoomView / AMX Device Discovery	✓	✓	✓	✓
Lens Options	6	6	6	6
iProjection	Optional	Optional	Optional	Optional
Warranty**	4 yrs	4 yrs	4 yrs	4 yrs

<sup>2</sup>WARRANTED FOR 10,000 HOURS

\*\*EXCLUDING LAMPS

# HOME THEATRE



Epson EH-TW9100W

Experience rich cinematic adventures at home with Epson home cinema projectors. Whether you enjoy movies, games, or sporting events, every image is sure to pop off the screen with state-of-the-art, innovative projector features.

## WirelessHD

Eliminate cable clutter and simplify installations! WirelessHD enables the transfer of HDMI digital signals without compression or deterioration. You can now wirelessly stream Full HD and 3D content directly to your Epson Projector, giving you high quality images every time.



## Epson 3D

Enjoy thrilling 3D adventures right in the comfort of your living room. Featuring Epson's Bright 3D Drive technology, these home theatre projectors put you right in the middle of the action. Epson's drive system minimises the blackout time of 3D glasses and provides greater brightness when viewing 3D content.



MODEL:	EH-TW550	EH-TW6100*	EH-TW6100W
Resolution	WXGA	1080p	1080p
Lumens Light Output (Colour/Light)	3,000/3,000	2,300/2,300	2,300/2,300
Contrast Ratio	5,000:1	40,000:1	40,000:1
3D Capable	✓	✓	✓
3D Glasses	Optional	Includes 2 Pairs	Includes 2 Pairs
Keystone Correction	Vertical +/- 30° Horizontal +/- 30°	Vertical +-30° Horizontal +-30°	Vertical +-30° Horizontal +-30°
Split Screen	-	✓	✓
Built in Speakers	2W	2 x 10W	2 x 10W
HDMI Connectivity	1	2	2
WirelessHD	-	-	✓

MODEL:	EH-TW8100*	EH-TW9100	EH-TW9100W*
Resolution	1080p	1080p	1080p
Lumens Light Output (Colour/Light)	2,400/2,400	2,400/2,400	2,400/2,400
Contrast Ratio	320,000:1	320,000:1	320,000:1
3D Capable	✓	✓	✓
3D Glasses	Includes 2 Pairs	Includes 2 Pairs	Includes 2 Pairs
Keystone Correction	Vertical +-30°	Vertical +-30°	Vertical +-30°
Lens Shift	Vertical +-96.3° Horizontal +-47.1°	Vertical +-96.3° Horizontal +-47.1°	Vertical +-96.3° Horizontal +-47.1°
Split Screen	✓	✓	✓
HDMI Connectivity	2	2	2
THX3D and ISF Certification	-	✓	✓
WirelessHD	-	-	✓
Warranty	2yrs	3yrs (inc lamp)	3yrs (inc lamp)

\*NOT AVAILABLE IN NEW ZEALAND

# PERIPHERALS

## Visualisers

Visualisers are digital teaching tools that allow teachers and students to display and share a much wider range of information, including books, 3D objects, and detailed demonstrations or experiments, releasing them from the constraints of paper.

### ELP-DC06



The DC-06 is a flexible, compact and portable visualiser with USB connectivity to an Epson projector, PC or Mac. Powered via USB for ease and simplicity.

### ELP-DC12



The DC-12 is a high performance visualiser featuring amazing image quality with a 2MP camera and a 1/2.7" CMOS Sensor. A versatile teaching tool with advanced connectivity, that is a must have for every modern classroom.

### ELP-DC20



The DC-20 enables users to turn their existing projector into a fully interactive Education or Business creativity tool. The large optical sensor with 1080p capture and 12x optical zoom provide sharp, clear images to store on the internal memory.

## Screens and Mounts

Epson screens offer the perfect solutions for both business presentations and home theatre use. Unique mechanisms make our screens more compact and highly portable. Designed by a specialist team of Epson engineers, our range of projector mounts and accessories provide strength, reliability and good looks for installations in a multitude of environments.

### SCREENS



Epson has a range of table top and tripod screens. From 50" to 80", there is the perfect display solution for home or the office.

### MOUNTS



Epson has wall mounts, ceiling mounts and table mounts to suit all Epson projectors.

### ACCESSORIES



High-speed, wireless network adapters plug directly into selected Epson projectors allowing quick and easy access to the LAN, peer-to-peer networks and mobile devices without wires or cables.

## Education Solutions

Make the most of your projector with quality accessories from Epson. Epson has a solution for every teaching scenario. You can easily control Epson projectors and devices by consolidating projector and source controls in a handy control and connection box. You can also add sound that reaches all students whether in the front or the back. Enhance your classroom with an Epson Education Solution.

### ELP-CB01



The simple solution to cable management and projector control. With the ELP-CB01, users can access a broad range of connectivity options including HDMI, extend USB cable length and control audio and projector functionality.

### ELP-SP02



Enhance the learning experience in your classroom with the crystal clear audio delivered by the 15W Active Stereo Speaker set from Epson. A perfect match to your Epson projector.

## Epson Lamps

Epson produces the core components of all its projectors, many of which are exclusively used in Epson products. Epson's Lamp technology allows our projectors to consume less power and be more eco friendly than others. Epson lamps are precisely positioned within a specially-designed cage for easy and accurate placement inside an Epson projector. Lamp prices start from \$79/\$129 AU/NZ and can often last up to 5000-6000 hours. Epson lamps all have considerable recyclable content, in 100% recyclable and clearly labelled packaging. Non-genuine lamps can be very expensive and have adverse effects on your projector, not covered by warranty. This includes melting, bad odour, uneven colours, failure to light, and internal overheating. If you buy genuine, you're buying our promise that you're getting the best possible lamp for your Epson projector!

**100%**  
**GENUINE**

# COLOUR LIGHT OUTPUT

## What is Colour Brightness?

Colour Light Output (Colour Brightness) is a new standard that gives buyers the data they need to compare projectors. Brightness has long been the specification used for projector comparisons. However, the old specification measured only white light output, rather than measuring both white light output and colour light output. The vast majority of presentations today are in colour so measuring white brightness alone is insufficient. The Colour Light Output standard, for the first time, gives end users scientific data with which to compare colour across models and brands.

## Why is Colour Brightness Important?

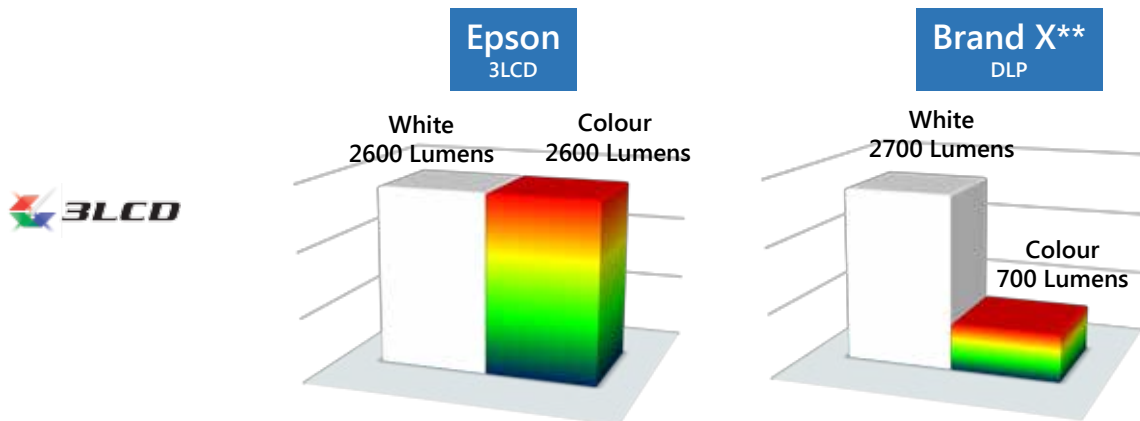
Colour is a critical component of image quality and users want great picture quality when purchasing projectors. With the Colour Light Output standard, buyers can now compare colour between different models, brands and technology.

Leading manufacturers such as Epson, have adopted the standard in their product specification to help projector buyers. They now include two measurements – White Brightness (White Light Output) and Colour Brightness (Colour Light Output).

## 3x Brighter Colours with Epson\*

Brilliant image quality requires high colour brightness.

Epson projectors have 3x Brighter Colours than leading competitive projectors\*. Delivering equivalent White Light Output and Colour Light Output, Epson projectors use 3LCD, 3-chip technology for brilliant images with true-to-life colour. The comparison below highlights the vast difference in colour brightness between Epson and a competing brand/technology.



\* Compared to leading 1-chip DLP business and education projectors based on NPD data, July 2011 through June 2012. Colour brightness (colour light output) measured in accordance with IDMS 15.4. Colour brightness will vary depending on usage conditions.

\*\* Data obtained from Projector Central as specified by the manufacturers. Competitor manufacturer does not provide Colour Brightness (Colour Light Output) data. Colour Brightness was determined in compliance with IDMS 15.4 by 3rd party laboratory testing of a single unit. All trademarks and logos are property of their respective owners.

Epson is the registered trademark of Seiko Epson Corporation. All other names and company names used herein are for identification purpose only and may be the trademarks or registered trademarks of their respective owners. Epson disclaims any and all rights in those marks. All print samples shown herein are simulations. Specifications are subject to change without notice.

**EPSON AUSTRALIA**  
3 Talavera Road  
North Ryde NSW 2113  
Tel: (02) 8899 3666  
[www.epson.com.au](http://www.epson.com.au)

**EPSON NEW ZEALAND**  
Level 2, 7-9 Fanshawe Street  
Auckland, 1010  
Tel: (09) 366 6855  
[www.epson.co.nz](http://www.epson.co.nz)

ABN 91 002 625 783  
08/13

**EPSON**  
EXCEED YOUR VISION