

Installation projector range

Creative brilliance brought to life



EPSON

Excel in quality and creativity

We never stop working on ways to give you the latest in quality, reliability and flexibility. From education and art galleries to digital signage and corporate events, from in-house projector fleets to the rental and staging market, our projectors are the smart, advanced solution.

Exceptional image quality

Our comprehensive range of professional projector solutions offers a brightness range up to 30,000 lumens with 4K Enhancement and 4K Crystal Motion technology. This combination of ultra-high brightness and exceptional sharpness produces clear, vivid images that cut through high levels of ambient light, even at extreme display sizes.

Cutting-edge technology

Our 3LCD technology is the core of every Epson projector and distinguishes us from the competition. This solid-state optical technology produces superb, true-to-life colours, up to three times brighter than conventional 1-chip DLP projectors¹. Moreover, our 3LCD optical engine eliminates the rainbow effect, making it gentler on the eyes and ensuring a flawless visual experience.

A wide range of lenses

Choose from extensive lens options with unparalleled compatibility across our range, each featuring motorised optics, memory function and excellent clarity for images up to 1,000 inches. Furthermore, our unique LX lens series offer ultra-short throw ratios with zero offset for projectors with brightness levels from 6,000 to 30,000 lumens.

Projection versatility

Experience almost limitless installation flexibility with 360-degree installation and built-in warping and blending functionality. Bring floors, ceilings, curves, 3D objects and even buildings to life, creating immersive and engaging experiences anywhere and everywhere.

Hassle-free maintenance and support

Our professional projectors are built to last, using advanced 4-in-1 laser light source technology offering up to 20,000 hours maintenance-free performance, and even longer in extended modes. Furthermore, with selected models having IP5X dust resistance, our products can withstand even the most demanding dusty environments.

Compact, efficient, precise

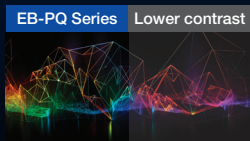
This ethos has driven us to create the smallest and lightest 10,000 and 20,000 lumen 4K projectors in the world². Combining these three values enables us to continue producing world-leading and market-beating products that meet the demands of our customers, whilst minimising their impact on the environment at every stage of their lifecycle.

Showcase 4K excellence

Marvel at the clarity of the images produced by our latest 4K technology which is now available with the EB-PQ Series³. We have combined our patented, state of the art 4K Crystal Motion, panel thermo-control and double micro-lens array technologies to set the benchmark in 4K image quality.

Building on the highly compact and efficient EB-PU Series, we have incorporated a plethora of advanced new technologies to create the world's smallest and lightest 10,000 and 20,000 lumen 4K projectors².


Deeper blacks than ever



Utilising the latest advancement in 3LCD panel technology, the native contrast of our 4K projectors is 1.5 times greater than preceding models.

Black levels appear darker than ever before, contributing to a higher level of immersion in darker environments.


Patented 4K Crystal Motion technology



In a world first, 3LCD and dual-axis shifting technologies have been combined to achieve a native 4K on-screen pixel count with stunning clarity.

The e-shift device operates with incredible precision to ensure maximum image sharpness. Combined with ultra-fast 240 Hz frame processing, 4K video playback is smooth and supports up to 120 Hz image input and output⁴.


Dynamic panel temperature control



Our panel thermo-control functionality provides direct, adaptive temperature control to each 3LCD panel to optimise the temperature for maximum image definition and brightness.

The highly conductive vapour chamber is paired with a peltier element to quickly adapt to the optimum temperature.

Maximum light efficiency



Featuring double micro-lens array technology, our range of 4K products are able to focus the light of each pixel to maximise light utilisation, resulting in a superior output resolution and sharpness.

Custom-built graphic processing



Our newly designed graphic processing chip has been developed specifically to handle the demands of 4K image processing. This latest chipset provides significant improvements in operating frequency, memory bandwidth and data transmission for a seamless 4K experience.



1. Colour brightness (colour light output) in brightest mode, measured by a third-party lab in accordance with IDMS 15.4. Colour brightness will vary depending on usage conditions. Top-selling Epson 3LCD projectors versus top-selling 1-chip DLP projectors based on NPD sales data for January 2022 to December 2022.

2. As of December 2023, main unit without lens is 10,000 lm and 20,000 lm in accordance with ISO 21118.

3. Technologies used vary by projector model.

4. 4K at 120 Hz support will be added in 2024 by firmware update.

5. IP5X certified in accordance with IEC Standard 60529. The IP5X certification is applied to the optical engine and light source module.


Create unforgettable experiences for your audience

Our most advanced projectors combine 3LCD and 4K Crystal Motion technology with vibrant colour and ultra-high contrast ratio to produce brilliant, true-to-life content reproduction, without any rainbow effect.



The highly versatile EB-PQ series projectors provide a brightness range from 10,000 to 20,000 lumens and support a range of lens options so you can find the perfect solution. You can even add an external Epson camera to access advanced installation and calibration functionality.

The compact, yet powerful 10,000 lumen EB-PQ2010, achieves reliable performance while offering outstanding 4K image sharpness and vibrant brightness. This makes it perfect for a range of venues, including galleries, theme parks, digital art installations and many other visitor attractions.



Impress with the unexpected

It is no mystery that modern audiences demand to be amazed and delighted, and it is interactive immersive experiences that are driving visitors to some of the world's most famous arts and entertainment attractions. The secret to this success is projection technology which can transform spaces into a truly unique experience.

Transform any surface

Whatever surface type or shape, you can produce spectacular images by mapping onto 3D objects and spaces, giving you almost limitless opportunities for amazing creativity in immersive environments.

Make a bigger impact

Delight audiences by projecting ultra-large, vivid and seamless displays. Perform edge blending and stacking with ease, using our built-in and PC-based features such as simple stacking, simple blending and camera assist for stacking and blending functionality.

Deliver consistent images

Keep images consistent and minimise maintenance with the innovative camera solution for our laser projectors. It detects images that have become uneven or discoloured over time and recalibrates the image to ensure your impactful displays always look the way they were intended.



EB-PQ2010B

Achieve the ultimate performance

Engage your audience in an immersive experience that captures the texture, sharpness, clarity and detail of stunning visual effects.

Our versatile, high-performance Pro AV projectors, led by the EB-L30000U, EB-PQ2220B and EB-PQ2010B, are designed for exceptional reliability and flexibility.

Meet the demands of audiences in theatres, auditoriums, concerts, large-scale corporate events and outdoor venues around the world.



EB-PQ2010B



EB-PQ2220B



EB-L30000U

Elevate your communication

Captivate corporate audiences with large-format displays

Our high brightness EB-PU Series is designed to make your content fully visible anywhere in the room with incredible brightness and clarity, even for the biggest of displays.

Modernise your meeting spaces

Bring your meeting spaces up to date with our range of affordable projectors for medium and large meeting rooms, with up to 7,000 lumens brightness and up to 4KE resolution delivered by the EB-L700 Series.

Create inspirational modern learning environments

Engage students with vibrant presentations using our higher education display solutions to deliver your content with the highest impact.

Our laser projectors are designed for high brightness requirements with a range from 7,000 lumens to 10,000 lumens. Optional lenses with motorised optics provide installation flexibility, perfect when replacing and upgrading existing display solutions.

Transform your presentations

Fully immerse your students in their subject using the future of experiential learning. 360-degree learning spaces are made possible using our zero-offset ultra-short throw lens, filling entire walls with pin-sharp, high-resolution content for a shared augmented reality experience.



EB-L770U




EB-PU2010W



EB-PU1000 Series


Connectivity

- 1 LAN port (RJ45: 100Base-TX)
- 2 HDBaseT port
- 3 DVI-D
- 4 HDMI input
- 5 HDMI output
- 6 3G-SDI input
- 7 Monitor output SDI
- 8 12G-SDI input
- 9 12G-SDI output
- 10 Computer input (Mini D-Sub 15-pin)
- 11 Monitor output (Mini D-Sub 15-pin)
- 12 Computer input / Monitor output (Mini D-Sub 15-pin)
- 13 BNC input (5BNC)
- 14 Service port
- 15 Remote port (stereo mini)
- 16 Audio in
- 17 Audio out
- 18 RS-232 port (Mini D-Sub 9-pin)
- 19 USB for optional wireless
- 20 USB for DC power out
- 21 USB Type-A
- 22 Near Field Communication (NFC)



Model shown is the EB-PU1008B

EB-PU2000 Series



Model shown is the EB-PU2010B

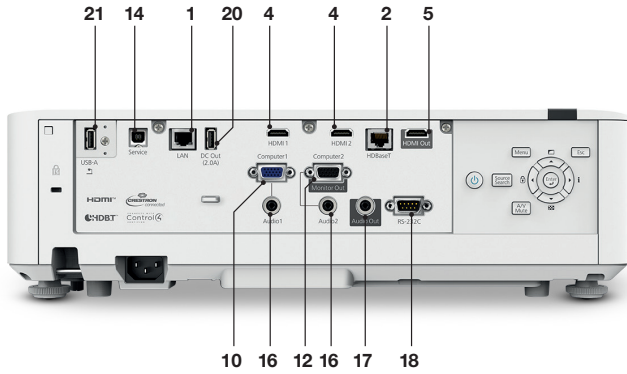
EB-PQ2000 Series



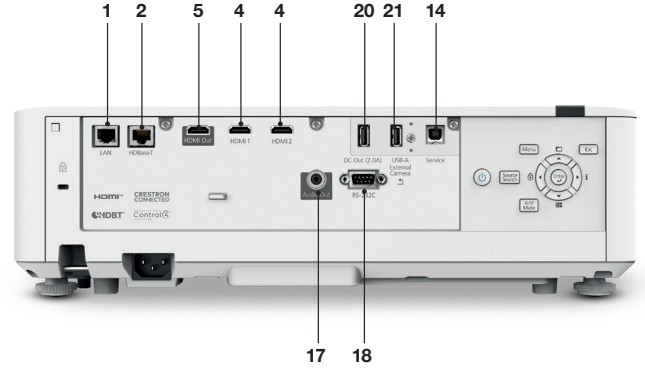
Model shown is the EB-PQ2010B

EB-L700 Series

EB-L700 Series – 4KE models

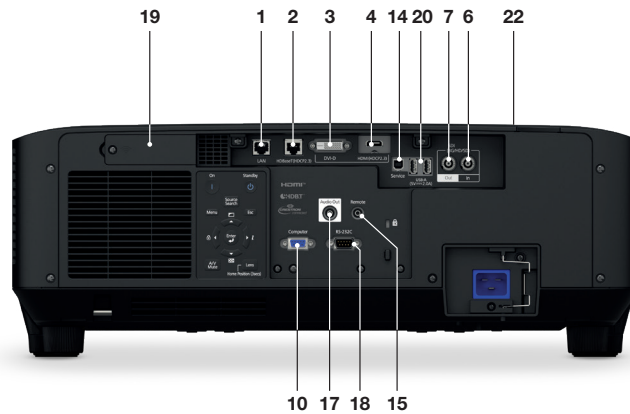


Model shown is the EB-L730U



Model shown is the EB-L770U

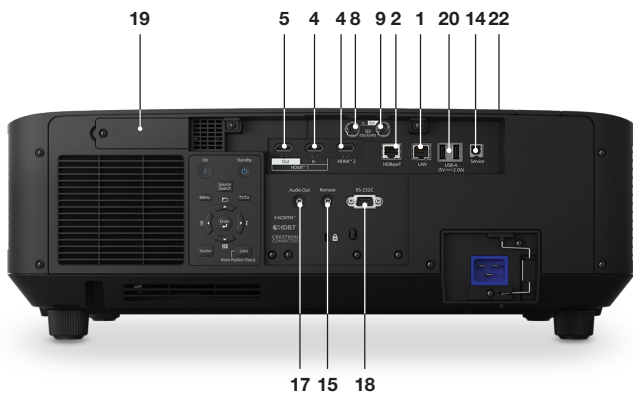
EB-PU2200 Series




Model shown is the EB-PU2200B

EB-PQ2200 Series





EB-L3000U Series











Model shown is the EB-PQ2200B






Model shown is the EB-L3000U

Model name				
	EB-L570U	EB-L630U	EB-L630SU / EB-L635SU	EB-L730U / EB-L735U
Resolution	4KE (WUXGA)	WUXGA (1920 x 1200)	WUXGA (1920 x 1200)	WUXGA (1920 x 1200)
Native aspect	16:10	16:10	16:10	16:10
Colour Light Output (lumens) normal / eco	5,200 / 3,640	6,200 / 4,340	6,000 / 4,200	7,000 / 4,900
Contrast ratio	5,000,000:1	5,000,000:1	5,000,000:1	5,000,000:1
Lightsource	Laser	Laser	Laser	Laser
Lightsource life (hours) normal / eco	20,000 / 30,000	20,000 / 30,000	20,000 / 30,000	20,000 / 30,000
Throw ratio in native aspect	1.35 - 2.20:1	1.35 - 2.20:1	0.8:1	1.35 - 2.20:1
Scalable image size (diagonal)	50 - 500"	50 - 500"	50 - 200"	50 - 500"
Zoom	Optical x1.6	Optical x1.6	Digital x1.35	Optical x1.6
Vertical keystone Horizontal keystone	Manual ±30° Manual ±30°	Manual ±30° Manual ±30°	Manual ±30° Manual ±30°	Manual ±30° Manual ±30°
Lens shift	± 50% Vertical ± 20% Horizontal	± 50% Vertical ± 20% Horizontal	± 50% Vertical ± 20% Horizontal	± 50% Vertical ± 20% Horizontal
Speaker output	10 W	10 W	10 W	10 W
Connectivity	HDMI in x2, HDMI out, HDBaseT, RS-232C, USB Type A (2A), USB Type B	HDMI in x2, HDMI out, HDBaseT, VGA in x2, VGA out, RS-232C, USB Type A x2, USB Type B, Screen Mirroring (Miracast)	HDMI in x2, HDMI out, HDBaseT, VGA in x2, VGA out, RS-232C, USB Type A x2, USB Type B, Screen Mirroring (Miracast)	HDMI in x2, HDMI out, HDBaseT, VGA in x2, VGA out, RS-232C, USB Type A x2, USB Type B, Screen Mirroring (Miracast)
Audio connectivity	Stereo mini out	Stereo mini in x2, Stereo mini out	Stereo mini in x2, Stereo mini out	Stereo mini in x2, Stereo mini out
Networking	LAN (RJ45), optional wireless LAN unit	LAN (RJ45), built-in wireless LAN unit	LAN (RJ45), built-in wireless LAN unit	LAN (RJ45), built-in wireless LAN unit
Epson software solutions	Epson Projector Management (Windows), Epson iProjection (Windows/Mac/iOS/Android/Chrome), Epson Projector Professional Tool (Windows/Mac), Epson Projector Content Manager (Windows/Mac), Epson Creative Projection (iOS)	Epson iProjection (Windows/Mac), Epson iProjection App for iOS, Android and Chromebook, Epson Projector Professional Tool, Epson Projector Management, Epson Projector Content Manager, Epson Creative Projection	Epson iProjection (Windows/Mac), Epson iProjection App for iOS, Android and Chromebook, Epson Projector Professional Tool, Epson Projector Management, Epson Projector Content Manager, Epson Creative Projection	Epson iProjection (Windows/Mac), Epson iProjection App for iOS, Android and Chromebook, Epson Projector Professional Tool, Epson Projector Management, Epson Projector Content Manager, Epson Creative Projection
Other features	4K enhancement, A/V mute, Edge blending, Point correction, Quick Corner, Curved surface correction, Corner wall, Geometry correction memory, Schedule setting, Split screen, Source search, Padlock & Security Cable Hole, Kensington Lock, Wireless LAN Unit Lock, PC Free (Still image/ Movie), Copy OSD settings, Projector Control and Management, 360° installation, Cable cover included, Optional camera	A/V mute, USB content playback for source-free signage, Edge blending, Daisy chain multi-projection, Point and Arc correction, Schedule function, Split screen, Auto source search, Copy OSD settings, Padlock, Security cable hole, Kensington lock, 360° installation, Cable cover included	A/V mute, USB content playback for source-free signage, Edge blending, Daisy chain multi-projection, Point and Arc correction, Schedule function, Split screen, Auto source search, Copy OSD settings, Padlock, Security cable hole, Kensington lock, 360° installation, Cable cover included	A/V mute, USB content playback for source-free signage, Edge blending, Daisy chain multi-projection, Point and Arc correction, Schedule function, Split screen, Auto source search, Copy OSD settings, Padlock, Security cable hole, Kensington lock, 360° installation, Cable cover included
Noise (dB) normal / eco	31 / 23	38 / 27	38 / 27	38 / 27
Weight (kg)	8.3	8.4	8.4	8.4
Dimensions exc. feet (W x D x H mm)	440 x 304 x 122	440 x 304 x 122	440 x 304 x 122	440 x 304 x 122
Power consumption normal / eco	312 W / 234 W	345 W / 258 W	345 W / 258 W	345 W / 258 W
Power consumption standby, comm. off	0.5 W	0.3 W	0.3 W	0.3 W

Model name				
	EB-L770U	EB-PU1007W	EB-PU1008W/B	EB-PU2010W/B
Resolution	4KE (WUXGA)	WUXGA (1920 x 1200)	WUXGA (1920 x 1200)	WUXGA (1920 x 1200)
Native aspect	16:10	16:10	16:10	16:10
Colour Light Output (lumens) normal / eco	7,000 / 4,900	7,000 / 4,900	8,500 / 5,950	10,000 / 7,000
Contrast ratio	5,000,000:1	5,000,000:1	5,000,000:1	5,000,000:1
Lightsource	Laser	Laser	Laser	Laser
Lightsource life (hours) normal / eco	20,000 / 30,000	20,000 / 30,000	20,000 / 30,000	20,000 / 30,000
Throw ratio in native aspect	1.35 - 2.20:1	1.44 - 2.32:1	1.44 - 2.32:1	1.57 - 2.56:1
Scalable image size (diagonal)	50 - 500"	50 - 1,000"	50 - 1,000"	60 - 1,000"
Zoom	Optical x1.6	Optical x1.6	Optical x1.6	Optical x1.6
Vertical keystone Horizontal keystone	Manual ±30° Manual ±30°	Manual ±45° Manual ±30°	Manual ±45° Manual ±30°	Manual ±45° Manual ±30°
Lens shift	± 50% Vertical ± 20% Horizontal	± 67% Vertical ± 30% Horizontal	± 67% Vertical ± 30% Horizontal	± 60% Vertical ± 18% Horizontal
Speaker output	10 W	N/A	N/A	N/A
Connectivity	HDMI in x2, HDMI out, HDBaseT, RS-232C, USB Type A (2A), USB Type B	HDMI in (HDCP 2.3), DVI in, HDBaseT, VGA in, RS-232C, USB Type A, USB Type B (Service only), Remote, NFC	HDMI in (HDCP 2.3), DVI in, HDBaseT, VGA in, RS-232C, USB Type A, USB Type B (Service only), Remote, NFC	HDMI in (HDCP 2.3), DVI in, HDBaseT, SDI in, SDI out, VGA in, RS-232C, USB Type A, USB Type B (Service only), Remote, NFC
Audio connectivity	Stereo mini out	Stereo mini out	Stereo mini out	Stereo mini out
Networking	LAN (RJ45), optional wireless LAN unit	LAN (RJ45) and optional wireless LAN unit	LAN (RJ45) and optional wireless LAN unit	LAN (RJ45) and optional wireless LAN unit
Epson software solutions	Epson Projector Management (Windows), Epson iProjection (Windows/Mac/iOS/Android/Chrome), Epson Projector Professional Tool (Windows/Mac), Epson Projector Content Manager (Windows/Mac), Epson Creative Projection (iOS)	Epson iProjection (Windows/Mac), Epson iProjection App for iOS, Android and Chromebook, Epson Projector Professional Tool, Epson Projector Management, Epson Projector Content Manager, Epson Creative Projection, Epson Projector Config Tool	Epson iProjection (Windows/Mac), Epson iProjection App for iOS, Android and Chromebook, Epson Projector Professional Tool, Epson Projector Management, Epson Projector Content Manager, Epson Creative Projection, Epson Projector Config Tool	Epson iProjection (Windows/Mac), Epson iProjection App for iOS, Android and Chromebook, Epson Projector Professional Tool, Epson Projector Management, Epson Projector Content Manager, Epson Creative Projection, Epson Projector Config Tool
Other features	4K enhancement, A/V mute, Edge blending, Point correction, Quick Corner, Curved surface correction, Corner wall, Geometry correction memory, Schedule setting, Split screen, Source search, Padlock & Security Cable Hole, Kensington Lock, Wireless LAN Unit Lock, PC Free (Still image/ Movie), Copy OSD settings, Projector Control and Management, 360° installation, Cable cover included, Optional camera	4K enhancement, HDR support, Powered zoom, Focus and lens shift, Lens memory, Interchangeable lens options including zero offset UST lens, Optional camera, Portrait projection, 21:9 display, A/V mute, USB content playback for source-free signage, Edge blending, Point correction, Curved surface and corner wall correction, 360° installation	4K enhancement, HDR support, Powered zoom, Focus and lens shift, Lens memory, Interchangeable lens options including zero offset UST lens, Optional camera, Portrait projection, 21:9 display, A/V mute, USB content playback for source-free signage, Edge blending, Point correction, Curved surface and corner wall correction, 360° installation	4K enhancement, HDR support, Powered zoom, Focus and lens shift, Lens memory, Interchangeable lens options including zero offset UST lens, Optional camera, Daisy chain multi-projection, Portrait projection, 21:9 display, A/V mute, USB content playback for source-free signage, Edge blending, Point correction, Curved surface and corner wall correction, 360° installation
Noise (dB) normal / eco	38 / 27	33 / 29	35 / 30	37 / 30
Weight (kg)	8.5	16.3	16.3	16.8
Dimensions exc. feet (W x D x H mm)	440 x 304 x 122	545 x 436 x 164	545 x 436 x 164	545 x 436 x 164
Power consumption normal / eco	366 W / 268 W	431 W / 366 W	535 W / 452 W	535 W / 452 W
Power consumption standby, comm. off	0.5 W	0.5 W	0.5 W	0.5 W

Model				
	EB-PU2213B	EB-PU2216B	EB-PU2220B	EB-L30000U
Resolution	WUXGA (1920 x 1200)	WUXGA (1920 x 1200)	WUXGA (1920 x 1200)	WUXGA (1920 x 1200)
Native aspect	16:10	16:10	16:10	16:10
Colour Light Output (lumens) normal / eco	13,000 / 9,100	16,000 / 11,200	20,000 / 14,000	30,000 / 21,000
Contrast ratio	5,000,000:1	5,000,000:1	5,000,000:1	5,000,000:1
Lightsource	Laser	Laser	Laser	Laser
Lightsource life (hours) normal / eco	20,000 / 30,000	20,000 / 30,000	20,000 / 30,000	20,000 / 30,000
Throw ratio in native aspect	1.57 - 2.56:1	1.57 - 2.56:1	1.57 - 2.56:1	1.74 - 2.35:1
Scalable image size (diagonal)	60 - 1,000"	60 - 1,000"	60 - 1,000"	100 - 1,000"
Zoom	Optical x1.6	Optical x1.6	Optical x1.6	Optical x1.35
Vertical keystone Horizontal keystone	Manual $\pm 45^\circ$ Manual $\pm 30^\circ$	Manual $\pm 45^\circ$ Manual $\pm 30^\circ$	Manual $\pm 45^\circ$ Manual $\pm 30^\circ$	Manual $\pm 45^\circ$ Manual $\pm 30^\circ$
Lens shift	$\pm 60\%$ Vertical $\pm 18\%$ Horizontal	$\pm 60\%$ Vertical $\pm 18\%$ Horizontal	$\pm 60\%$ Vertical $\pm 18\%$ Horizontal	$\pm 65\%$ Vertical $\pm 30\%$ Horizontal
Connectivity	HDMI in (HDCP 2.3), DVI in, HDBaseT, SDI in, SDI out, VGA in, RS-232C, USB Type A x2, USB Type B (Service only), Remote, NFC	HDMI in (HDCP 2.3), DVI in, HDBaseT, SDI in, SDI out, VGA in, RS-232C, USB Type A x2, USB Type B (Service only), Remote, NFC	HDMI in (HDCP 2.3), DVI in, HDBaseT, SDI in, SDI out, VGA in, RS-232C, USB Type A x2, USB Type B (Service only), Remote, NFC	VGA in, VGA out, DVI in, BNC in, HDBaseT, HD-SDI, HDMI (HDCP 2.2)
Audio connectivity	Stereo mini out	Stereo mini out	Stereo mini out	N/A
Networking	LAN (RJ45) and optional wireless LAN unit	LAN (RJ45) and optional wireless LAN unit	LAN (RJ45) and optional wireless LAN unit	LAN (RJ45) and optional wireless LAN unit
Epson software solutions	Epson iProjection (Windows/Mac), Epson iProjection App for iOS, Android and Chromebook, Epson Projector Professional Tool, Epson Projector Management, Epson Projector Content Manager, Epson Creative Projection, Epson Projector Config Tool	Epson iProjection (Windows/Mac), Epson iProjection App for iOS, Android and Chromebook, Epson Projector Professional Tool, Epson Projector Management, Epson Projector Content Manager, Epson Creative Projection, Epson Projector Config Tool	Epson iProjection (Windows/Mac), Epson iProjection App for iOS, Android and Chromebook, Epson Projector Professional Tool, Epson Projector Management, Epson Projector Content Manager, Epson Creative Projection, Epson Projector Config Tool	Epson Projector Management, Epson iProjection (Windows/Mac), Epson iProjection App for iOS and Android, Epson Projector Professional Tool
Other features	4K enhancement, HDR support, Powered zoom, Focus and lens shift, Lens memory, Interchangeable lens options including zero offset UST lens, Optional camera, Daisy chain multi-projection, Mechanical shutter, Portrait projection, 21:9 display, A/V mute, USB content playback for source-free signage, Edge blending, Point correction, Curved surface and corner wall correction, 360° installation, IP5X certified**	4K enhancement, HDR support, Powered zoom, Focus and lens shift, Lens memory, Interchangeable lens options including zero offset UST lens, Optional camera, Daisy chain multi-projection, Mechanical shutter, Portrait projection, 21:9 display, A/V mute, USB content playback for source-free signage, Edge blending, Point correction, Curved surface and corner wall correction, 360° installation, IP5X certified**	4K enhancement, HDR support, Powered zoom, Focus and lens shift, Lens memory, Interchangeable lens options including zero offset UST lens, Optional camera, Daisy chain multi-projection, Portrait projection, Mechanical shutter, 21:9 display, A/V mute, USB content playback for source-free signage, Edge blending, Point correction, Curved surface and corner wall correction, 360° installation, IP5X certified**	Fully sealed optical system, Interchangeable lens options, Powered zoom, Focus and lens shift, Lens memory, Integrated camera for colour calibration, 4K enhancement, 360° installation, Edge blending, Portrait projection, Epson Projector Professional Tool.
Noise (dB) normal / eco	34 / 29	38 / 34	45 / 37	49 / 41
Weight (kg)	23.7	24.2	24.4	63.8
Dimensions exc. feet (W x D x H mm)	586 x 492 x 185	586 x 492 x 185	586 x 492 x 185	790 x 710 x 299
Power consumption normal / eco	864 W / 633 W	1083 W / 773 W	1301 W / 899 W	2,325 W / 1,511 W
Power consumption standby, comm. off	0.5 W	0.5 W	0.5 W	0.5 W
Standard interchangeable lens included	No	No	No	No
Warranty	5 years	5 years	5 years	5 years / 20,000hrs

Model			
	EB-PQ2010B	EB-PQ2216B	EB-PQ2220B
Resolution	4K (3840 x 2160)*	4K (3840 x 2160)*	4K (3840 x 2160)*
Native aspect	16:9	16:9	16:9
Colour Light Output (lumens) normal / eco	10,000 / 7,000	16,000 / 11,200	20,000 / 14,000
Contrast ratio	5,000,000:1	5,000,000:1	5,000,000:1
Lightsource	Laser	Laser	Laser
Lightsource life (hours) normal / eco	20,000 / 30,000	20,000 / 30,000	20,000 / 30,000
Throw ratio in native aspect	1.52 - 2.47:1	1.52 - 2.47:1	1.52 - 2.47:1
Scalable image size (diagonal)	60 - 1,000"	60 - 1,000"	60 - 1,000"
Zoom	Optical x1.61	Optical x1.61	Optical x1.61
Vertical keystone Horizontal keystone	Manual ±45° Manual ±30°	Manual ±45° Manual ±30°	Manual ±45° Manual ±30°
Lens shift	± 58% Vertical ± 16% Horizontal	± 58% Vertical ± 16% Horizontal	± 58% Vertical ± 16% Horizontal
Connectivity	HDMI in x2, HDMI out, 12G-SDI in, 12G-SDI out, HDBaseT, RS-232C, USB Type A x2, USB Type B (Service only), Remote, NFC	HDMI in x2, HDMI out, 12G-SDI in, 12G-SDI out, HDBaseT, RS-232C, USB Type A x2, USB Type B (Service only), Remote, NFC	HDMI in x2, HDMI out, 12G-SDI in, 12G-SDI out, HDBaseT, RS-232C, USB Type A x2, USB Type B (Service only), Remote, NFC
Audio connectivity	Stereo mini out	Stereo mini out	Stereo mini out
Networking	LAN (RJ45) and optional wireless LAN unit	LAN (RJ45) and optional wireless LAN unit	LAN (RJ45) and optional wireless LAN unit
Epson software solutions	Epson iProjection (Windows/Mac), Epson iProjection App for iOS, Android and Chromebook, Epson Projector Professional Tool, Epson Projector Management, Epson Projector Content Manager, Epson Creative Projection, Epson Projector Config Tool	Epson iProjection (Windows/Mac), Epson iProjection App for iOS, Android and Chromebook, Epson Projector Professional Tool, Epson Projector Management, Epson Projector Content Manager, Epson Creative Projection, Epson Projector Config Tool	Epson iProjection (Windows/Mac), Epson iProjection App for iOS, Android and Chromebook, Epson Projector Professional Tool, Epson Projector Management, Epson Projector Content Manager, Epson Creative Projection, Epson Projector Config Tool
Other features	4K Crystal Motion, HDR support, Powered zoom, focus and lens shift, Lens memory, Interchangeable lens options including zero offset UST lens, Optional camera, Daisy chain multi-projection, Portrait projection, 21:9 display, A/V mute, USB content playback for source- free signage, Edge blending, Point correction, Curved surface and corner wall correction, 360° installation, Back up source function, 120 Hz support	4K Crystal Motion, HDR support, Powered zoom, focus and lens shift, Lens memory, Interchangeable lens options including zero offset UST lens, Optional camera, Daisy chain multi- projection, Portrait projection, 21:9 display, A/V mute, USB content playback for source-free signage, Edge blending, Point correction, Curved surface and corner wall correction, 360° installation, IP5X certified**, Back up source function, 120 Hz support	4K Crystal Motion, HDR support, Powered zoom, focus and lens shift, Lens memory, Interchangeable lens options including zero offset UST lens, Optional camera, Daisy chain multi-projection, Portrait projection, 21:9 display, A/V mute, USB content playback for source-free signage, Edge blending, Point correction, Curved surface and corner wall correction, 360° installation, IP5X certified**, Back up source function, 120 Hz support
Noise (dB) normal / eco	39 / 29	44 / 36	48 / 39
Weight (kg)	18.8	29.2	29.2
Dimensions exc. feet (W x D x H mm)	545 x 436 x 164	586 x 492 x 185	586 x 492 x 185
Power consumption normal / eco	613 W / 483 W	1114 W / 784 W	1431 W / 975 W
Power consumption standby, comm. off	0.5 W	0.5 W	0.5 W

* Maximum physical resolution using 4K Crystal Motion technology.

** IP5X certified in accordance with IEC Standard 60529. The IP5X certification is applied to the optical engine and light source module.

Specifications vary by lens, please refer to lens specifications. For warranty conditions please visit epson.com.au



Unlock the full potential of your projector

Our professional software allows you to harness the full capabilities of your Epson projectors. Our range of free-to-download software provides powerful tools for projector installations, maintenance and content management.

Precise projection

Effortlessly stack and blend multiple projectors for ultra-bright or expansive displays. Use the Epson ELPEC01 camera for seamless dual-projector stack and blends—no PC required. For larger setups or curved screens, rely on the free Epson Projector Professional Tool (EPPT), supporting up to 15 projectors with advanced functionality.

Efficient monitoring and control

Manage your projector fleet with ease. Monitor and control basic functions remotely, including power, source and image positioning. Embrace Epson Projector Management Connected (EPMC), our cloud-based solution for remote access from anywhere.

Streamlined configuration with NFC

Setting up a large fleet is simplified with Near Field Communication (NFC) and the Epson Projector Configuration Tool (EPCT) app. Register and edit settings on your smartphone, then effortlessly upload to the entire fleet without powering on projectors.

Seamless colour control

Achieve seamless colour and brightness matching, calibration and uniformity adjustments with Epson's cutting-edge camera solution.

An elevated content experience

Fuel creativity with the Epson Creative Projection app. Manage custom content and play it directly from SD cards or USB dongles using Epson Projector Content Manager Software.

Unparalleled lens compatibility

Large image sizes

Choose from a range of lenses covering image sizes up to 1000" with stunning clarity.

Flexible positioning

Save and reload image positions with up to 10 memory slots, and utilise zoom, focus, lens shift and even distortion adjustment for selected models.

To suit any fleet

Available in a range of throw ratios to suit different venues, screen sizes and projector distances, create the best possible image quality and match your budget.

Compatibility

A single line-up of lenses covering all our interchangeable lens models from 7,000 lumens to 20,000 lumens.

4K quality

Supporting true 4K output to produce outstanding image sharpness, regardless of the projector resolution or image size.

Ultra-short throw

Featuring a wide lens shift range and zero-offset design that's ideal for narrow spaces and rear-projection applications.

EB-PU and EB-PQ Series

Lens type			Ultra-short-throw		Short throw	Short throw	Wide throw
Model name			ELPLX01S*	ELPLX02S**	ELPLU03S	ELPLU04	ELPLW05
Lens option							
Part code			V12H004X0A	V12H004X0B	V12H004UA3	V12H004U04	V12H004W05
Diagonal image size			100 – 1,000" (2.54 – 25.4 m)	100 – 1,000" (2.54 – 25.4 m)	80 – 1,000" (2 – 25.4 m)	50 – 1,000" (1.27 – 25.4 m)	50 – 1,000" (1.27 – 25.4 m)
EB-PU1000 Series	Throw ratio	WUXGA 16:10	0.35:1	–	0.65 – 0.78:1	0.87 – 1.05:1	1.04 – 1.46:1
	Lens shift		+17 % / ±10 %	–	±67 % / ±30 %	±67 % / ±30 %	±67 % / ±30 %
EB-PU2000 Series	Throw ratio	WUXGA 16:10	–	0.35:1	0.48 – 0.57:1	0.64 – 0.77:1	0.77 – 1.07:1
	Lens shift		–	+25 % / ±15 %	±24 % / ±10 %	±60 % / ±18 %	±24 % / ±10 %
EB-PQ2000 Series	Throw ratio	4K 16:9	–	0.34:1	0.46 – 0.56:1	0.62 – 0.75:1	0.74 – 1.04:1
	Lens shift		–	+23 % / ±10 %	±18 % / ±6 %	±58 % / ±16 %	±18 % / ±6 %

Lens type			Wide throw	Wide throw	Mid throw	Mid throw	Mid throw	Mid throw	Long throw
Model name			ELPLW08	ELPLW06	ELPLM08	ELPLM15	ELPLM10	ELPLM11	ELPLL08
Lens option									
Part code			V12H004W08	V12H004W06	V12H004M08	V12H004M0F	V12H004M0A	V12H004M0B	V12H004L08
Diagonal image size			50 – 1,000" (1.27 – 25.4 m)	50 – 1,000" (1.27 – 25.4 m)	50 – 1,000" (1.27 – 25.4 m)	50 – 1,000" (1.27 – 25.4 m)	50 – 1,000" (1.27 – 25.4 m)	50 – 1,000" (1.27 – 25.4 m)	50 – 1,000" (1.27 – 25.4 m)
EB-PU1000 Series	Throw ratio	WUXGA 16:10	1.18 – 1.66:1	1.62 – 2.22:1	1.44 – 2.32:1	2.16 – 3.48:1	3.32 – 5.06:1	4.85 – 7.38:1	7.21 – 10.11:1
	Lens shift		±67 % / ±30 %	±67 % / ±30 %	±67 % / ±30 %	±67 % / ±30 %	±67 % / ±30 %	±67 % / ±30 %	±67 % / ±30 %
EB-PU2000 Series	Throw ratio	WUXGA 16:10	0.86 – 1.21:1	1.19 – 1.62:1	1.08 – 1.72:1	1.57 – 2.56:1	2.42 – 3.71:1	3.54 – 5.41:1	5.27 – 7.41:1
	Lens shift		±60 % / ±18 %	±60 % / ±18 %	±60 % / ±18 %	±60 % / ±18 %	±60 % / ±18 %	±60 % / ±18 %	±60 % / ±18 %
EB-PQ2000 Series	Throw ratio	4K 16:9	0.83 – 1.17:1	1.15 – 1.57:1	1.02 – 1.64:1	1.52 – 2.47:1	2.34 – 3.59:1	3.42 – 5.23:1	5.09 – 7.16:1
	Lens shift		±58 % / ±16 %	±58 % / ±16 %	±58 % / ±16 %	±58 % / ±16 %	±58 % / ±16 %	±58 % / ±16 %	±58 % / ±16 %

* ELPLX01S lenses are only available for the EB-PU1000 models

** ELPLX02S lenses are only available for the EB-PU2000/EB-PQ20/22 models

Brightness can vary depending on model/lens. Please visit epson.com.au for more details

The Best Projectors Deserve The Best Care.

At Epson, we're committed to excellence. We pride ourselves on giving you projectors that will deliver unsurpassed image quality and colour precision and we want that standard to continue.

We realise how important projector technology can be for your operations, and that's why we offer a range of great service packs to ensure that things continue running smoothly. These service packs give you extra benefits over and above your standard warranty. And perhaps even more importantly, they provide real reassurance.

Why you should go with Epson CoverPlus

Cost Control

Avoid unexpected costs and save money over the life of your projector. Often, a single service can cost more than an Epson CoverPlus service pack. Plus, you won't need to invest in inventory spares.

Reduce Downtime

Get your projector back up and running in no time with our fast, prioritised on-site service & support.

More Value

An Epson service pack means that your projector will be properly serviced, extending the product's life and making sure you get the best value. You'll also be able to better plan the timing of replacement products.

Epson Experts

Enjoy the satisfaction and reassurance of having your product serviced by skilled, Epson-trained technicians.

Match Your Leasing Term

Most high-end projector equipment is financed over a 3 to 5 year term. Epson CoverPlus ensures that the equipment is fully covered during that period.

Flexible Support

Our support is available for home-based workers and customers in remote locations.

Wide Range Of Support Options

Choose the Epson CoverPlus service pack that best suits your needs. We can even customise a service plan just for you.

Compare the benefits of Epson CoverPlus:

	Standard Warranty	Epson Cover
Coverage Period	Up to 4 Years	Up to 5 Years
Coverage Type	Return to base	Return to base; Rapid exchange or On-site
Parts	Yes	Yes
Labour	Yes	Yes
Phone response (within business hours)	24-48 hrs of Epson being notified	8 hrs of Epson being notified
Priority 1st Queue	No	Yes
Dedicated unlimited telephone support	Yes	Yes
Dedicated unlimited email support	Yes	Yes

Epson Australia Pty Ltd
Tel: 02 8899 3666
www.epson.com.au

Epson New Zealand
Tel: 09 366 6855
www.epson.co.nz

10/2024

EPSON

ABN: 91 002 625 783

For more information visit: www.epson.com.au/shoponline/coverplus
www.epson.co.nz/shoponline/coverplus/